

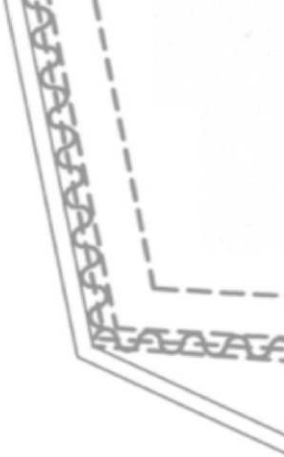

§ ∈ ⊙ ≡ ≍ §


ΕΘΝΟΛΟΓΙΑ ΚΑΙ ΕΘΝΟΓΡΑΦΙΑ

Ear Worm sound rotating round the space. Dynamics increasing and decreasing over time. Vibrations of the floor are picked up by an earthquake sensor adding further sound to the soundscape. Soil is put on the floor. The diagram on upper left corner shows growing of plants during the exhibition's time span. Slogans and ideas are written on the windows.

Within this composition we intend to project different musical reflections upon our collective practice and the exhibition within the Iteration in Graz into the concrete physical space. Intentionally, we started from different compositional approaches, to destabilize the dominant Image of the **authentic** Composer, whose **individual** work is stylistically **coherent**.

We hereby oppose (propose) a spatial conception, that might be **inconsequent**, but therefore **open** for Interpretation and **Improvisation**.






mf
mf
EAR
MORN
KORN

W
E
S
T



loose and
close
cracking sounds

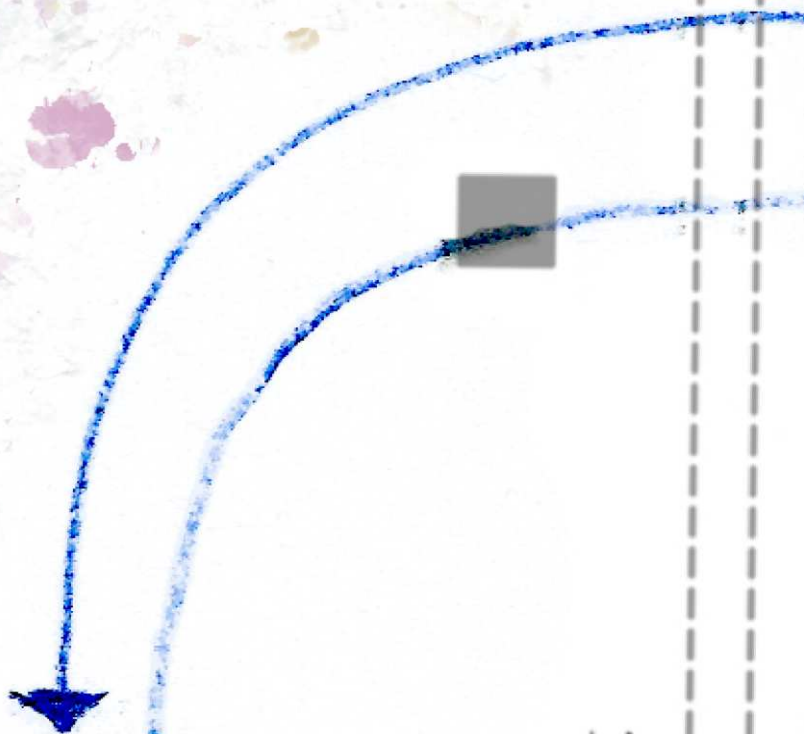
D

A hand-drawn diagram of a building structure. On the left, a vertical dashed line represents a wall. To its right, a thick grey vertical bar represents a column. At the top of the column, a grey L-shaped bracket is attached to the wall. A wavy line representing a cable or pipe runs from the wall, down the side of the column, and then horizontally across the top of the column. A blue square is drawn on the wall, with a blue zigzag line below it, representing a sensor. The text 'HIDE EARTH QUAKE SENSOR' is written in blue capital letters below the sensor. A grey rectangular block is at the top of the column, and a grey vertical bar is at the bottom of the column.

HIDE
EARTH
QUAKE
SENSOR

PROPAGATE
SOIL






extremely fast

unexpected sudden variations

$$\left[\begin{array}{cccc} \text{>} & \text{>} & \text{>} & \text{>} \\ \text{X} & \text{X} & \text{X} & \text{X} \end{array} \right]$$


almost mechanic clicking

Character Str
moti



Start with the idea introduced before.

experi
figures



one repetitive motif

DVO open instrumentation

Impro Start with a limited set of material

moderato

MP

End with one consistent idea (that can be processed by all)

clean tuning

attacca

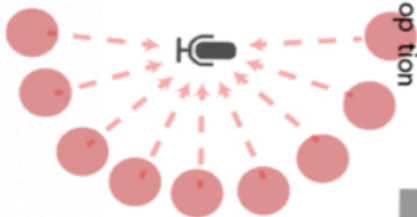
break


impro

...

ntation

ddd
purity is not an option.





Handles (H)

○ = Time

■ = We

* = How

⌘ = Transition

Forms (F)

Absences

Contributions (C)

common ground

$X = X \cap Y, Y \cap X \in S$
(Beta Version)